

Agility Earnings Call Presentation

Third Quarter 2024

November 2024



Forward-Looking Statements Disclaimer



This presentation is strictly confidential and is being shown to you solely for your information and may not be reproduced, retransmitted, further distributed to any other person or published, in whole or in part, for any purpose.

This presentation has been prepared by Agility Public Warehousing Company KSCP ("Agility") and reflects the management's current expectations or strategy concerning future events and are subject to known and unknown risks and uncertainties.

Some of the statements in this presentation constitute "forward-looking statements" that do not directly or exclusively relate to historical facts. These forward-looking statements reflect Agility's current intentions, plans, expectations, assumptions and beliefs about future events and are subject to risks, uncertainties and other factors, many of which are outside Agility's control. Important factors that could cause actual results to differ materially from the expectations expressed or implied in the forward-looking statements include known and unknown risks. Agility undertakes no obligation to revise any such forward-looking statements to reflect any changes to its expectations or any change in circumstances, events, strategy or plans. Because actual results could differ materially from Agility's current intentions, plans, expectations, assumptions and beliefs about the future, you are urged to view all forward-looking statements contained in this presentation with due care and caution and seek independent advice when evaluating investment decisions concerning Agility.

No representation or warranty, express or implied, is made or given by or on behalf of Agility or any of its respective members, directors, officers or employees or any other person as to the accuracy, completeness or fairness of the information or opinions contained in or discussed at this presentation.

Agenda

- 1 Q3 2024 Business Update
- 2 Q&A

Group Financial Performance

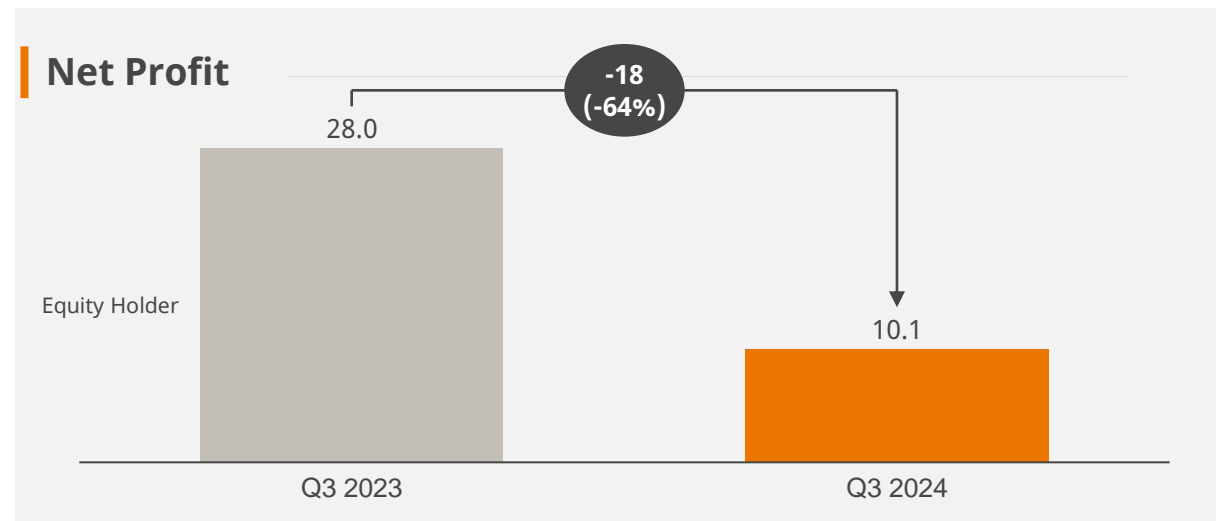
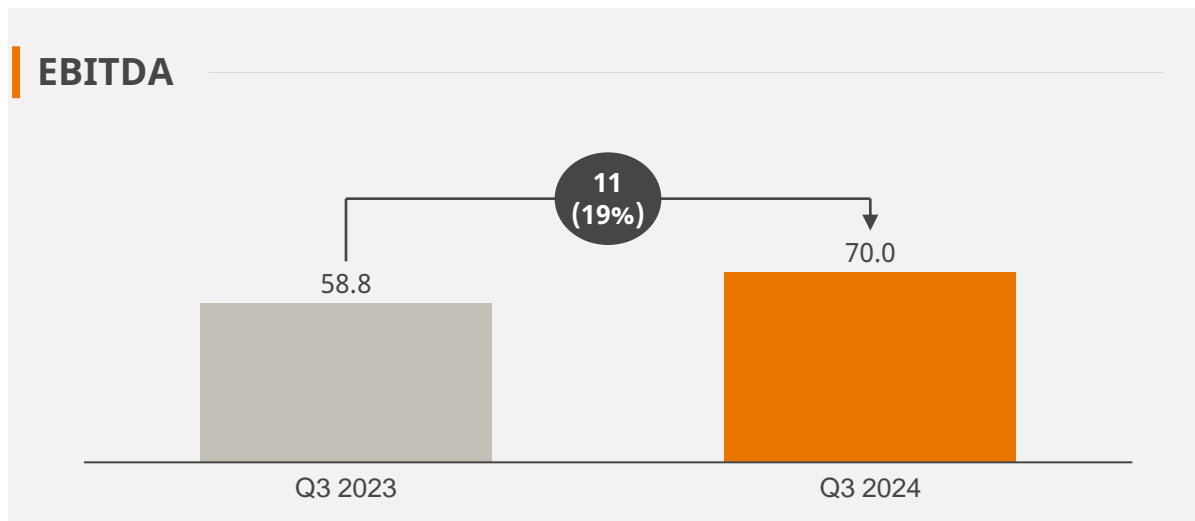
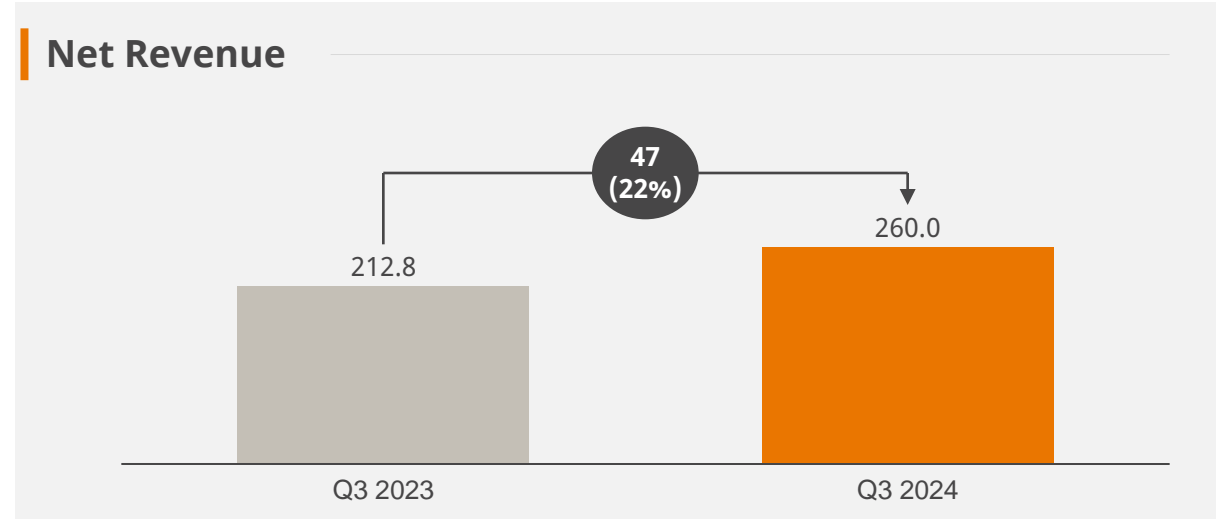
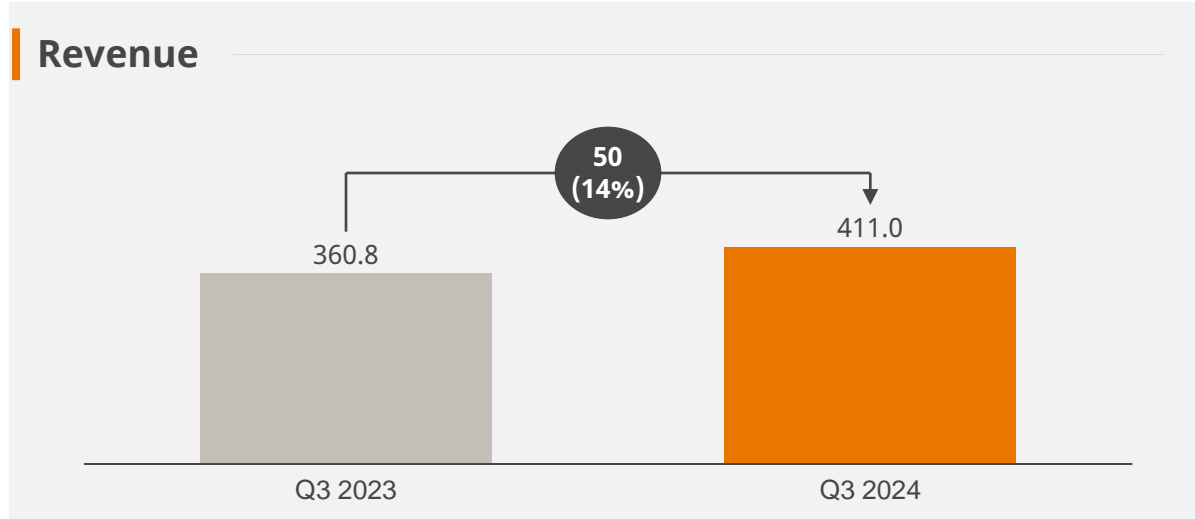
Financial Highlights Q3 2024



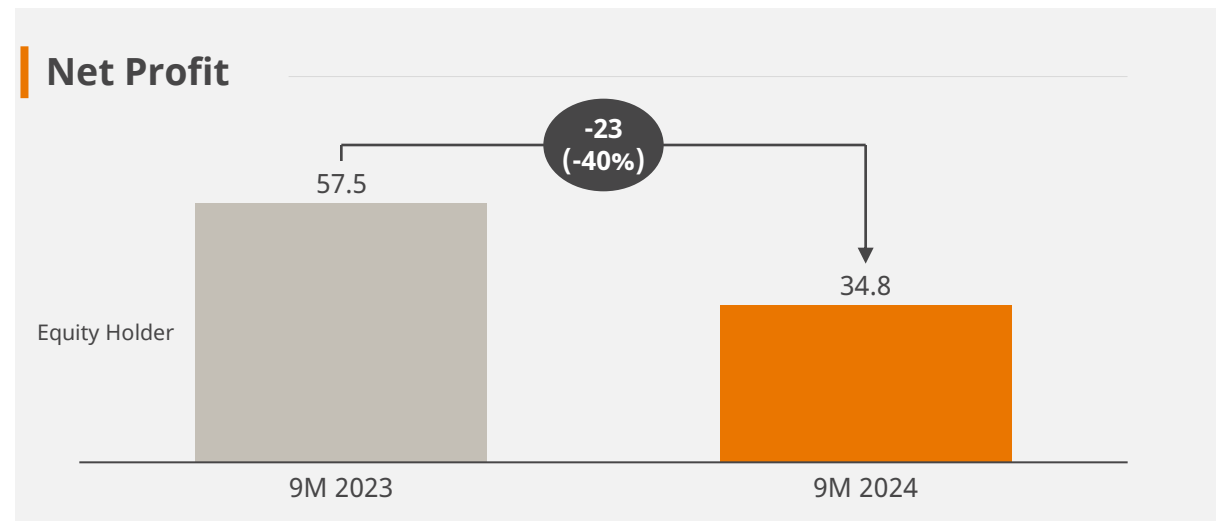
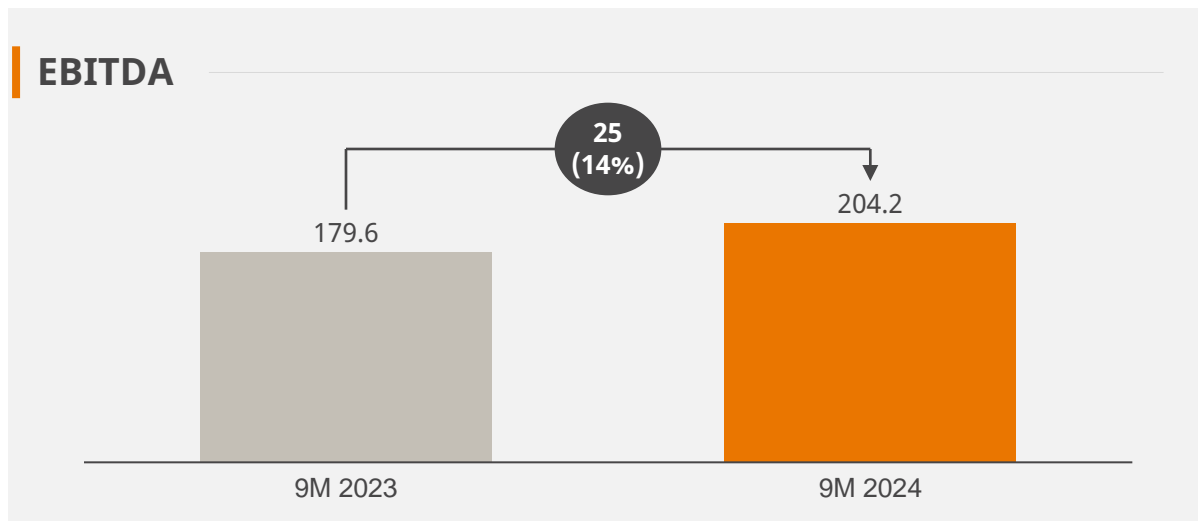
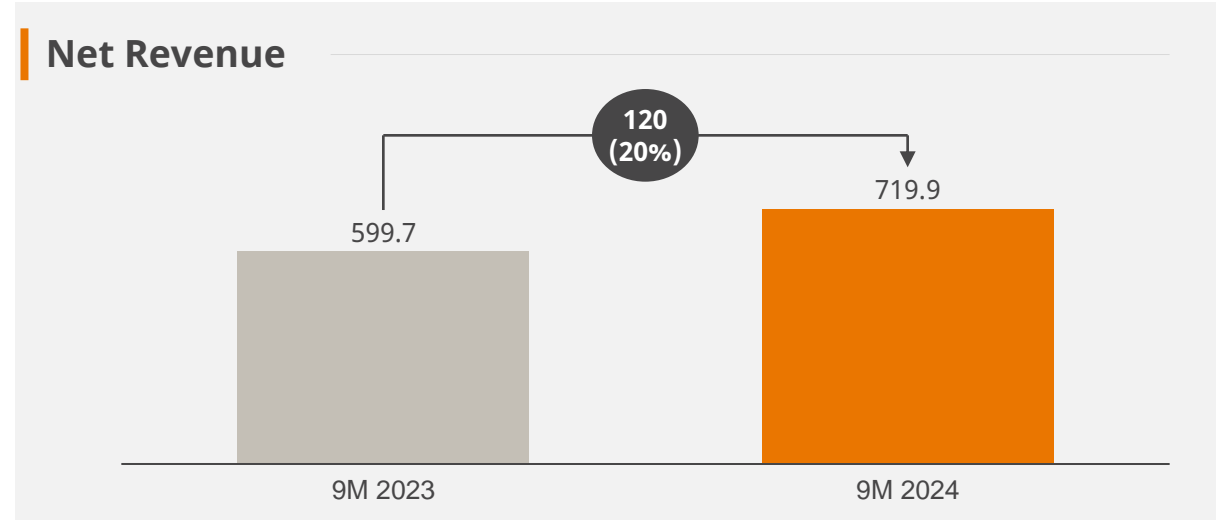
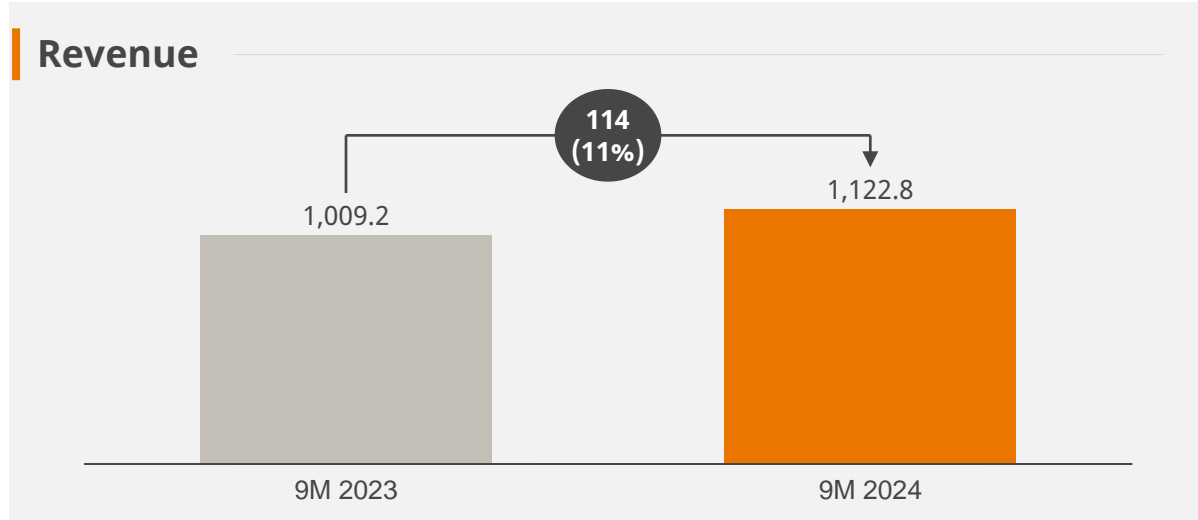
Agility Income Statement – Q3 2024 (KD Mln)



Agility continues to deliver good results across its business group



Agility Income Statement – 9M 2024 (KD Mln)



Balance Sheet (KD MIn)

Strong Asset and Equity base to support our future growth plan



Balance sheet	Sep 2024	Sep 2023	Variance	%
Current assets	723.9	554.6	169.3	30.5%
Non-Current assets	3,332.2	3,093.8	238.3	7.7%
Total assets	4,056.1	3,648.4	407.7	11.2%
Current liabilities	689.7	567.6	122.1	21.5%
Non-current liabilities	1,380.0	1,190.4	189.6	15.9%
Total liabilities	2,069.7	1,758.0	311.7	17.7%
Minority Interest	1,009.5	113.4	896.1	790.6%
Equity attributable to equity holders of the Parent Company	977.0	1,777.0	(800.1)	-45.0%

Assets	Equity&Liabilities
18% Current Assets	17% Current Liabilities
31% Financial Assets at fair value through OCI	34% Noncurrent liabilities
51% Non- Current Assets Excluding FA-OCI	49% Total Equity

Cash Flow Statement (KD Mln)



Agility has a healthy cash flow generation and will continue to reinvest in its businesses

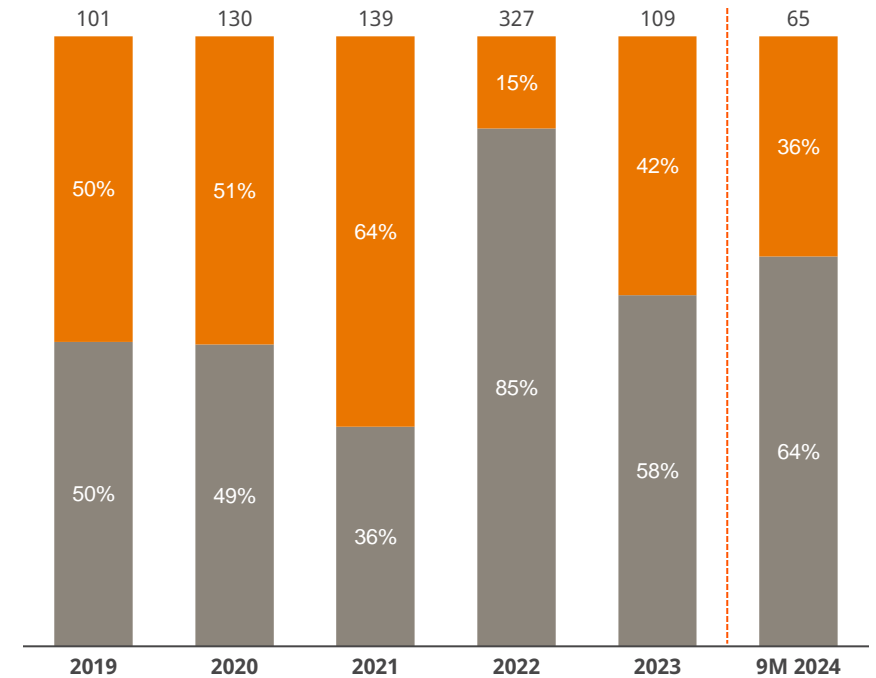
Cash Flow Statement	9M 2024	9M 2023	Variance	%
Cash from Operating activities before changes in working capital	186.1	169.3	16.8	9.9%
Changes in working capital	-24.5	-7.8	-16.6	212.3%
Other Items	-13.5	-17.8	4.3	-24.0%
Net Cash flow from operating activities	148.1	143.7	4.4	3.1%
Net Capex	-41.3	-39.1	-2.2	5.6%
Net Investments	-23.3	-25.3	2.0	-7.8%
Net movement in deposits	9.0	1.5	7.5	484.8%
Capex + Investments	-55.6	-62.9	7.3	-11.5%
Free Cash Flow	92.5	80.8	11.7	14.4%

CAPEX as % of Revenue

3.7%

3.9%

Capex and Investment



Investments
Controlled

Q&A Session

